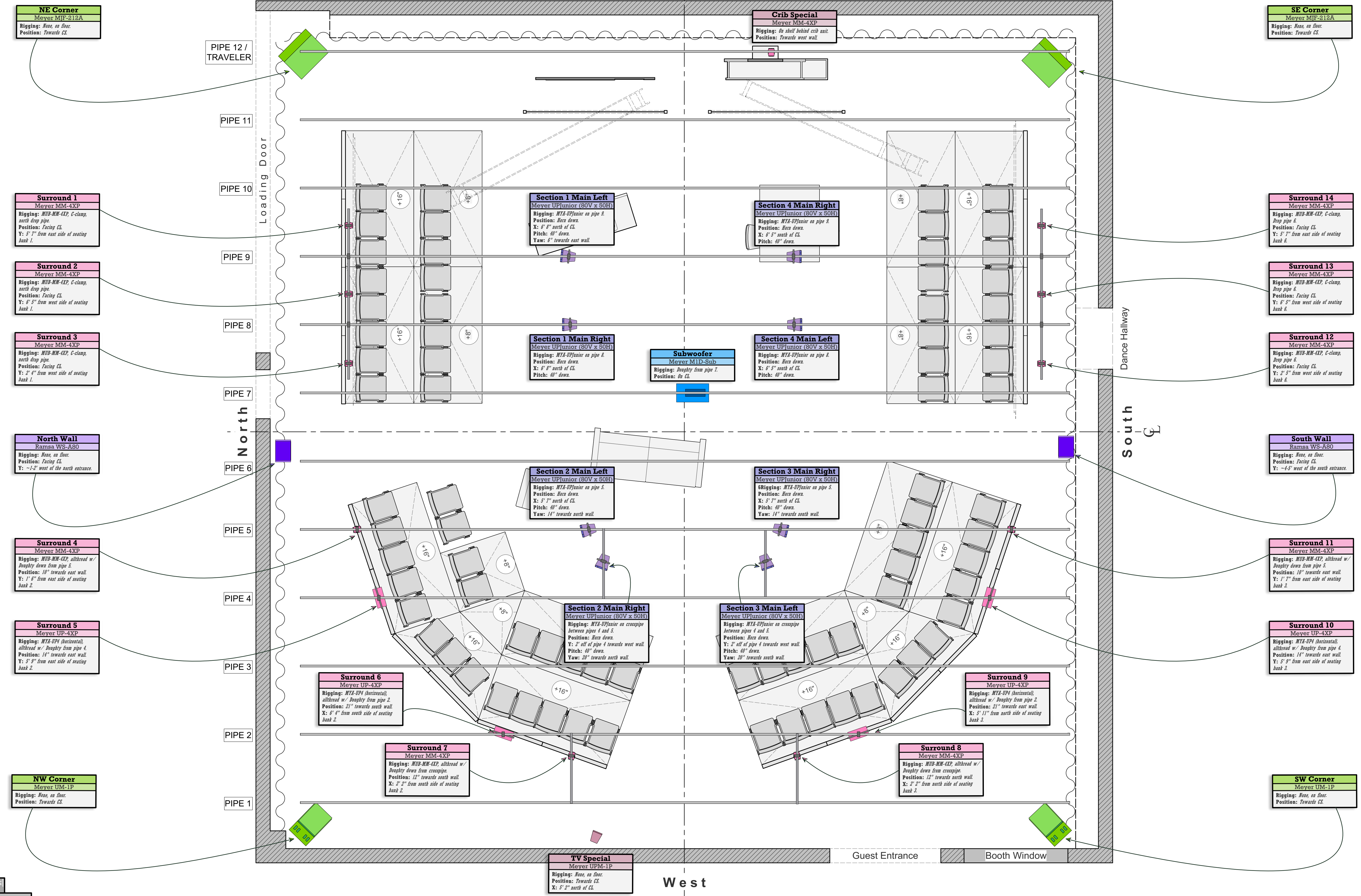


UCI Drama, Robert Cohen Theatre
Directed by Jane Page, March 2020

Sound Paperwork

Sound Designer: Meghan Roche
Asst. Sound Designer: Hunter Moody
Sound Mentor: Mike Hooker
Sound Supervisor: Jeff Polunas

East



NE Corner
Meyer MJP-212A
Rigging: None, on floor.
Position: Towards CS.

Crib Special
Meyer MM-4XP
Rigging: On shelf behind crib wall.
Position: Towards west wall.

SE Corner
Meyer MJP-212A
Rigging: None, on floor.
Position: Towards CS.

Surround 1
Meyer MM-4XP
Rigging: MUP-MM-4XP, C-clamp, north drop pipe.
Position: Facing CL.
Y: 5' 7" from east side of seating bank 1.

Section 1 Main Left
Meyer UPJunior (80V x 50H)
Rigging: NTA-UPJunior on pipe 2.
Position: Bare down.
X: 6' 8" north of CL.
Pitch: 40° down.
Yaw: 6° towards east wall.

Section 4 Main Right
Meyer UPJunior (80V x 50H)
Rigging: NTA-UPJunior on pipe 2.
Position: Bare down.
X: 6' 5" south of CL.
Pitch: 40° down.

Surround 14
Meyer MM-4XP
Rigging: MUP-MM-4XP, C-clamp, drop pipe 6.
Position: Facing CL.
Y: 5' 7" from east side of seating bank 6.

Surround 2
Meyer MM-4XP
Rigging: MUP-MM-4XP, C-clamp, north drop pipe.
Position: Facing CL.
Y: 6' 5" from west side of seating bank 1.

Section 1 Main Right
Meyer UPJunior (80V x 50H)
Rigging: NTA-UPJunior on pipe 4.
Position: Bare down.
X: 6' 8" north of CL.
Pitch: 40° down.

Subwoofer
Meyer MID-Sub
Rigging: Doughty from pipe 7.
Position: On CL.

Section 4 Main Left
Meyer UPJunior (80V x 50H)
Rigging: NTA-UPJunior on pipe 8.
Position: Bare down.
X: 6' 5" south of CL.
Pitch: 40° down.

Surround 13
Meyer MM-4XP
Rigging: MUP-MM-4XP, C-clamp, drop pipe 6.
Position: Facing CL.
Y: 6' 5" from west side of seating bank 6.

Surround 3
Meyer MM-4XP
Rigging: MUP-MM-4XP, C-clamp, north drop pipe.
Position: Facing CL.
Y: 6' 6" from west side of seating bank 1.

Surround 12
Meyer MM-4XP
Rigging: MUP-MM-4XP, C-clamp, drop pipe 6.
Position: Facing CL.
Y: 6' 5" from west side of seating bank 6.

North Wall
Ramsa WS-A80
Rigging: None, on floor.
Position: Facing CL.
Y: -1' 2" west of the north entrance.

South Wall
Ramsa WS-A80
Rigging: None, on floor.
Position: Facing CL.
Y: -4' 5" west of the south entrance.

Surround 4
Meyer MM-4XP
Rigging: MUP-MM-4XP, allthread w/ Doughty down from pipe 5.
Position: 10" towards east wall.
Y: 1' 4" from east side of seating bank 2.

Section 2 Main Left
Meyer UPJunior (80V x 50H)
Rigging: NTA-UPJunior on pipe 5.
Position: Bare down.
X: 5' 7" north of CL.
Pitch: 40° down.
Yaw: 14° towards north wall.

Section 3 Main Right
Meyer UPJunior (80V x 50H)
Rigging: NTA-UPJunior on pipe 5.
Position: Bare down.
X: 5' 7" north of CL.
Pitch: 40° down.
Yaw: 14° towards south wall.

Surround 11
Meyer MM-4XP
Rigging: MUP-MM-4XP, allthread w/ Doughty down from pipe 5.
Position: 10" towards east wall.
Y: 1' 7" from east side of seating bank 3.

Surround 5
Meyer UP-4XP
Rigging: NTA-UP4 (horizontal), allthread w/ Doughty from pipe 4.
Position: 14" towards east wall.
Y: 5' 9" from east side of seating bank 2.

Section 2 Main Right
Meyer UPJunior (80V x 50H)
Rigging: NTA-UPJunior on crosspipe between pipes 4 and 5.
Position: Bare down.
Y: 2' off of pipe 4 towards west wall.
Pitch: 40° down.
Yaw: 20° towards north wall.

Section 3 Main Left
Meyer UPJunior (80V x 50H)
Rigging: NTA-UPJunior on crosspipe between pipes 4 and 5.
Position: Bare down.
Y: 2' off of pipe 4 towards west wall.
Pitch: 40° down.
Yaw: 20° towards south wall.

Surround 10
Meyer UP-4XP
Rigging: NTA-UP4 (horizontal), allthread w/ Doughty from pipe 4.
Position: 14" towards east wall.
Y: 5' 9" from east side of seating bank 3.

Surround 6
Meyer UP-4XP
Rigging: NTA-UP4 (horizontal), allthread w/ Doughty from pipe 2.
Position: 21" towards south wall.
X: 6' 6" from south side of seating bank 2.

Surround 9
Meyer UP-4XP
Rigging: NTA-UP4 (horizontal), allthread w/ Doughty from pipe 2.
Position: 21" towards east wall.
X: 5' 11" from north side of seating bank 3.

NW Corner
Meyer UM-1P
Rigging: None, on floor.
Position: Towards CS.

SW Corner
Meyer UM-1P
Rigging: None, on floor.
Position: Towards CS.

TV Special
Meyer UPM-1P
Rigging: None, on floor.
Position: Towards CS.
X: 5' 2" north of CL.

West

SOUND DESIGN
Meghan Roche
ASSISTANT SOUND DESIGN
Hunter Moody
University of California - Irvine
The Robert Cohen Theatre 03.07.2020 - 03.15.2020

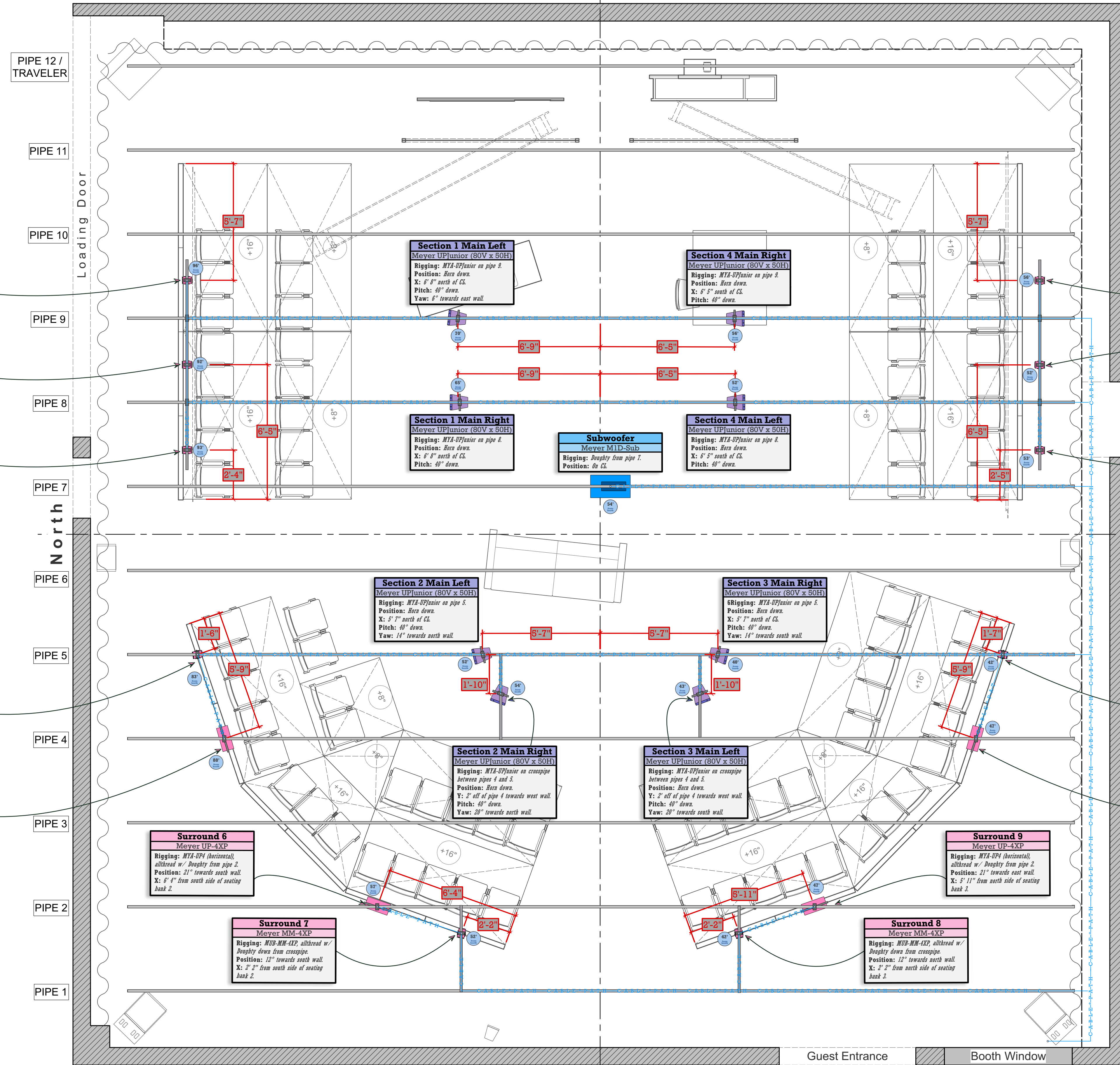
Living Out

Groundplan
DATE: 12/30/2019
SCALE: 1/2" = 1' 0"
REV: 1/31/2020
DRAWN BY: Hunter Moody

CONTACT: E: hmo0913@uci.edu | C: 1 (951) 231-7758

UNIVERSITY OF CALIFORNIA IRVINE

East



Surround 1
Meyer MM-4XP
Rigging: MUP-MM-4XP, C-clamp, Drop pipe 1.
Position: Facing CL.
Y: 5' 7" from east side of seating bank 1.

Surround 2
Meyer MM-4XP
Rigging: MUP-MM-4XP, C-clamp, Drop pipe 1.
Position: Facing CL.
Y: 6' 5" from west side of seating bank 1.

Surround 3
Meyer MM-4XP
Rigging: MUP-MM-4XP, C-clamp, Drop pipe 1.
Position: Facing CL.
Y: 2' 6" from west side of seating bank 1.

Surround 4
Meyer MM-4XP
Rigging: MUP-MM-4XP, allthread w/ Doughty down from pipe 5.
Position: 10" towards east wall.
Y: 1' 6" from east side of seating bank 2.

Surround 5
Meyer UP-4XP
Rigging: NYA-UP4 (horizontal), allthread w/ Doughty from pipe 4.
Position: 14" towards east wall.
Y: 5' 8" from east side of seating bank 2.

Surround 6
Meyer UP-4XP
Rigging: NYA-UP4 (horizontal), allthread w/ Doughty from pipe 2.
Position: 21" towards south wall.
X: 6' 6" from south side of seating bank 2.

Surround 7
Meyer MM-4XP
Rigging: MUP-MM-4XP, allthread w/ Doughty down from crosspipe.
Position: 12" towards south wall.
X: 2' 2" from south side of seating bank 2.

Section 1 Main Left
Meyer UPJunior (80V x 50H)
Rigging: NYA-UPJunior on pipe 2.
Position: Bare down.
X: 6' 8" north of CL.
Pitch: 40° down.
Yaw: 6° towards east wall.

Section 1 Main Right
Meyer UPJunior (80V x 50H)
Rigging: NYA-UPJunior on pipe 4.
Position: Bare down.
X: 6' 8" north of CL.
Pitch: 40° down.

Section 2 Main Left
Meyer UPJunior (80V x 50H)
Rigging: NYA-UPJunior on pipe 5.
Position: Bare down.
X: 5' 7" north of CL.
Pitch: 40° down.
Yaw: 14° towards north wall.

Section 2 Main Right
Meyer UPJunior (80V x 50H)
Rigging: NYA-UPJunior on crosspipe between pipe 4 and 5.
Position: Bare down.
Y: 2' off of pipe 4 towards west wall.
Pitch: 40° down.
Yaw: 20° towards north wall.

Section 4 Main Right
Meyer UPJunior (80V x 50H)
Rigging: NYA-UPJunior on pipe 2.
Position: Bare down.
X: 6' 5" south of CL.
Pitch: 40° down.

Section 4 Main Left
Meyer UPJunior (80V x 50H)
Rigging: NYA-UPJunior on pipe 4.
Position: Bare down.
X: 6' 5" south of CL.
Pitch: 40° down.

Section 3 Main Right
Meyer UPJunior (80V x 50H)
Rigging: NYA-UPJunior on pipe 5.
Position: Bare down.
X: 5' 7" north of CL.
Pitch: 40° down.
Yaw: 14° towards south wall.

Section 3 Main Left
Meyer UPJunior (80V x 50H)
Rigging: NYA-UPJunior on crosspipe between pipe 4 and 5.
Position: Bare down.
Y: 2' off of pipe 4 towards west wall.
Pitch: 40° down.
Yaw: 20° towards south wall.

Subwoofer
Meyer MID-Sub
Rigging: Doughty from pipe 7.
Position: On CL.

Surround 14
Meyer MM-4XP
Rigging: MUP-MM-4XP, C-clamp, Drop pipe 6.
Position: Facing CL.
Y: 5' 7" from east side of seating bank 6.

Surround 13
Meyer MM-4XP
Rigging: MUP-MM-4XP, C-clamp, Drop pipe 6.
Position: Facing CL.
Y: 6' 5" from west side of seating bank 6.

Surround 12
Meyer MM-4XP
Rigging: MUP-MM-4XP, C-clamp, Drop pipe 6.
Position: Facing CL.
Y: 2' 5" from west side of seating bank 6.

Surround 11
Meyer MM-4XP
Rigging: MUP-MM-4XP, allthread w/ Doughty down from pipe 5.
Position: 19" towards east wall.
Y: 1' 7" from east side of seating bank 3.

Surround 10
Meyer UP-4XP
Rigging: NYA-UP4 (horizontal), allthread w/ Doughty from pipe 4.
Position: 14" towards east wall.
Y: 5' 11" from east side of seating bank 3.

Surround 9
Meyer UP-4XP
Rigging: NYA-UP4 (horizontal), allthread w/ Doughty from pipe 2.
Position: 21" towards east wall.
X: 5' 11" from north side of seating bank 3.

Surround 8
Meyer MM-4XP
Rigging: MUP-MM-4XP, allthread w/ Doughty down from crosspipe.
Position: 12" towards north wall.
X: 2' 2" from north side of seating bank 3.

West

SOUND DESIGN
Meghan Roche
ASSISTANT SOUND DESIGN
Hunter Moody
University of California - Irvine
The Robert Cohen Theatre 03.07.2020 - 03.15.2020
Living Out

Groundplan - Pipes
DATE: 12/30/2019
SCALE: 1/2" = 1' 0"
REV: 1/31/2020
DRAWN BY: Hunter Moody

CONTACT: E: hmo0913@uci.edu | C: 1 (951) 231-7758

East

SE Corner
Meyer MFJ-212A
Rigging: None, on floor.
Position: Towards CS.

NE Corner
Meyer MFJ-212A
Rigging: None, on floor.
Position: Towards CS.

Crib Special
Meyer MM-4XP
Rigging: On shell behind crib seat.
Position: Towards west wall.

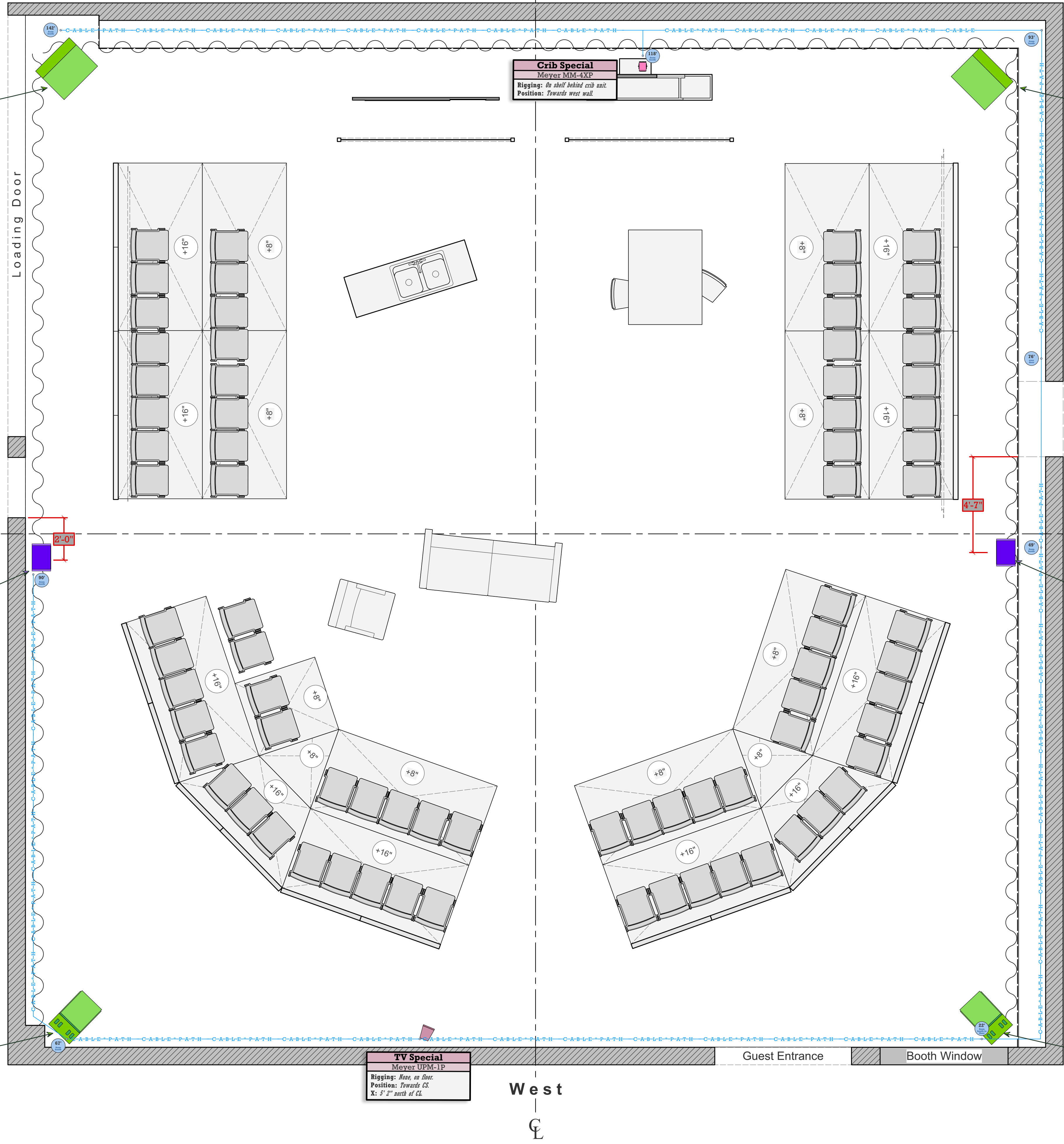
South Wall
Ramsa WS-A80
Rigging: None, on floor.
Position: Facing CS.
Y: -4'5" west of the south entrance.

North Wall
Ramsa WS-A80
Rigging: None, on floor.
Position: Facing CS.
Y: -1'2" west of the north entrance.

TV Special
Meyer UPM-1P
Rigging: None, on floor.
Position: Towards CS.
X: 5'2" north of CS.

SW Corner
Meyer UM-1P
Rigging: None, on floor.
Position: Towards CS.

NW Corner
Meyer UM-1P
Rigging: None, on floor.
Position: Towards CS.



West

South

North

Guest Entrance Booth Window

Loading Door

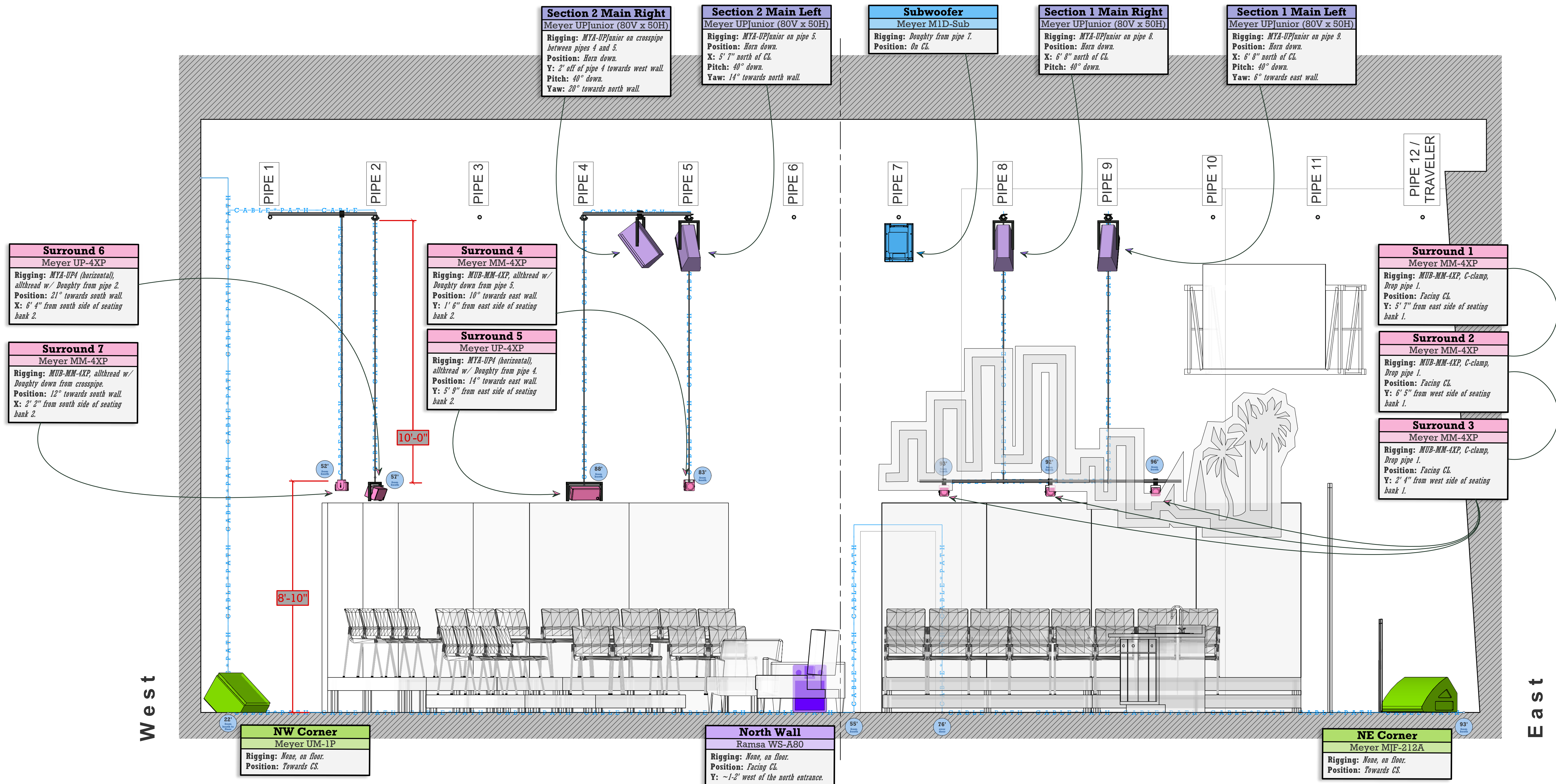
Dance Hallway

SOUND DESIGN
Meghan Roche
ASSISTANT SOUND DESIGN
by Dr. Hunter Moody
University of California - Irvine
The Robert Cohen Theatre 03.07.2020 - 03.15.2020

Living Out

Groundplan - Deck
DATE: 12/30/2019
SCALE: 1/2" = 1' 0"
REV: 1/31/2020
DRAWN BY: Hunter Moody

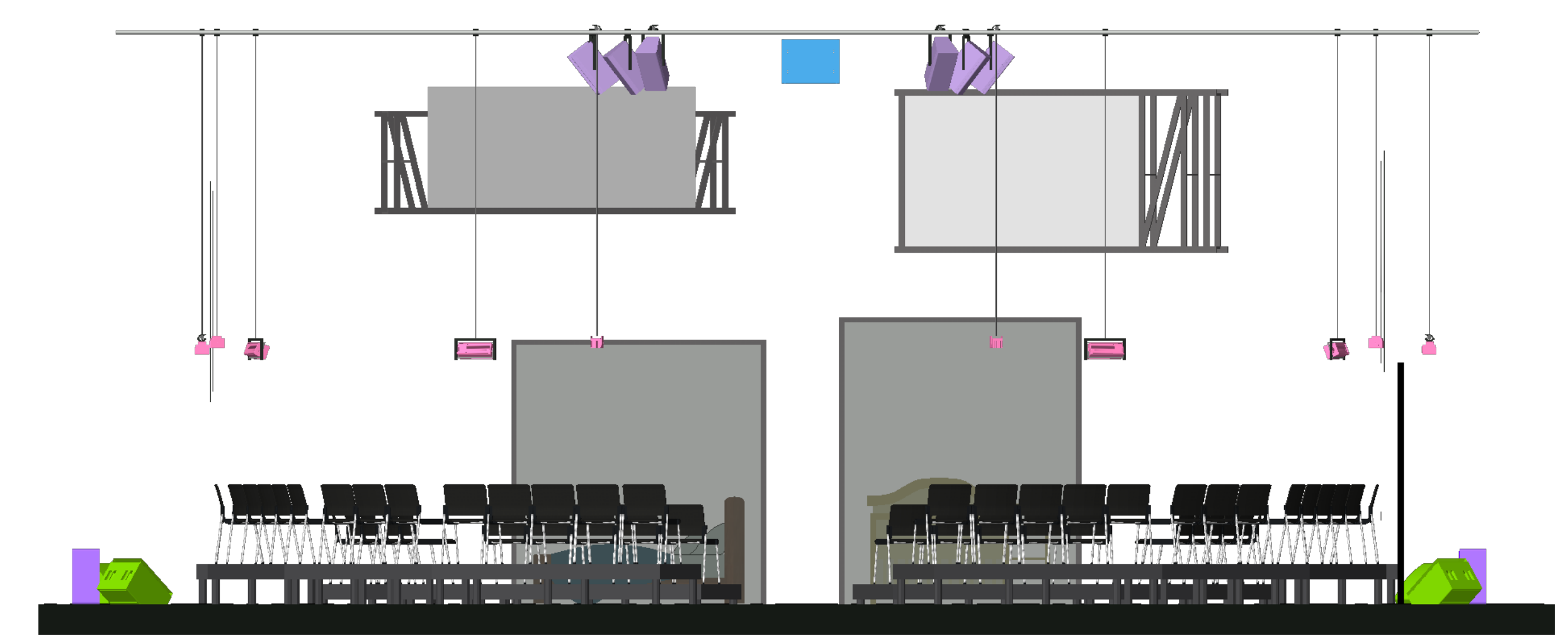
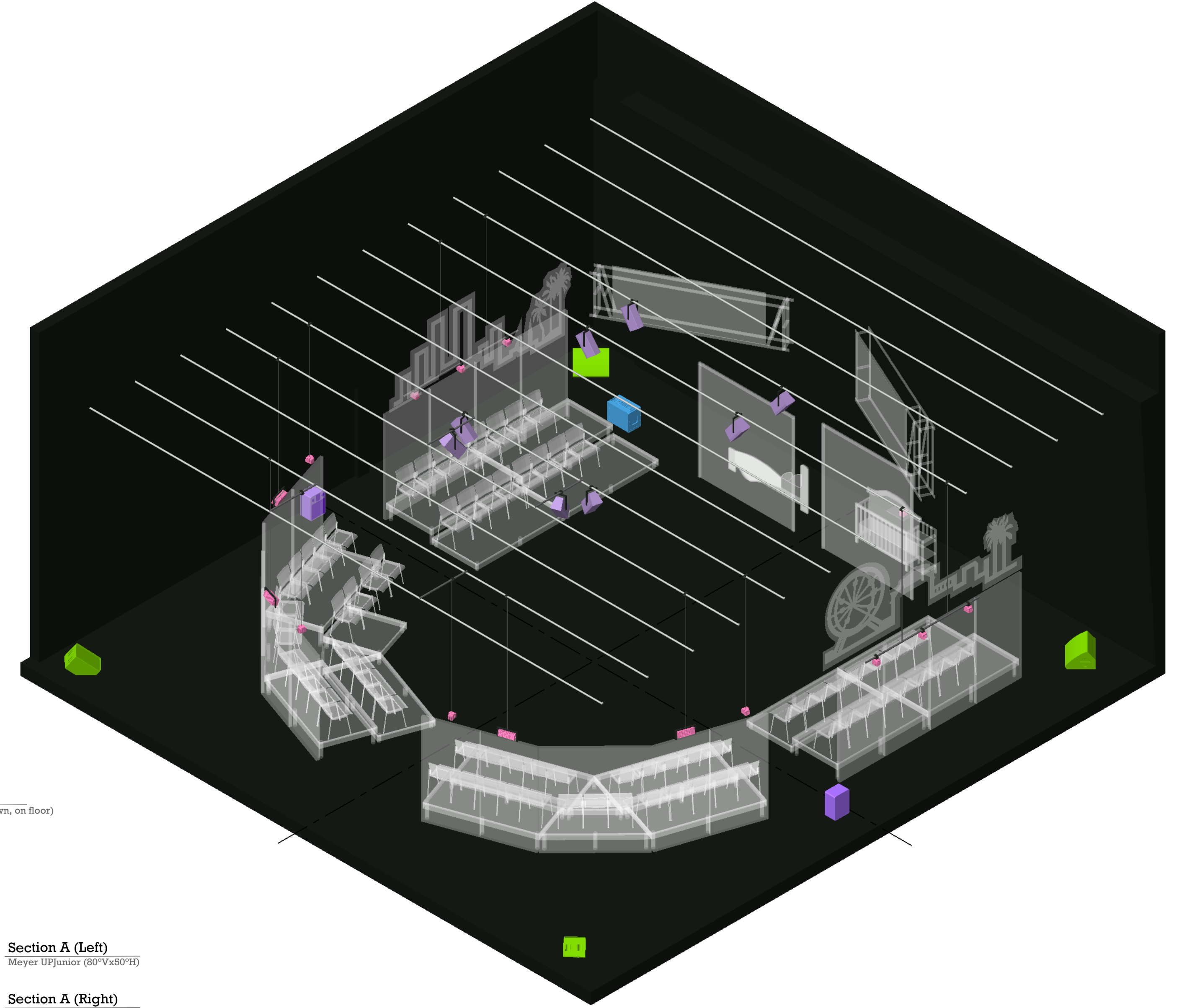





SOUND DESIGN
 Meghan Roche
ASSISTANT SOUND DESIGN
 Hunter Moody
 University of California - Irvine
 The Robert Cohen Theatre 03.07.2020 - 03.15.2020
Living Out

Section (W/E)
 DATE: 12/30/2019
 SCALE: 3/8" = 1' 0"
 REV: 1/31/2020
 DRAWN BY: Hunter Moody

CONTACT: E: hmo0913@uci.edu | C: 1 (901) 231-7758



SOUND DESIGN
Meghan Roche
ASSISTANT SOUND DESIGN
by Dr. Hunter Moody
University of California - Irvine
The Robert Cohen Theatre 03.07.2020 - 03.15.2020

Living Out

System Diagram et al.
DATE: 12/30/2019
SCALE: 1/2" = 1' 0"
REV: 1/31/2020
DRAWN BY: Hunter Moody

CONTACT:
E: hmo0913@uci.edu | C: 1 (909) 231-7758

UNIVERSITY OF CALIFORNIA
IRVINE

Outputs			
Output	Description	Model	Rigging
Saffire 1	Surround 1	MM4	Dropped pipe on aircraft cable
Saffire 2	Surround 2	MM4	Dropped pipe on aircraft cable
Saffire 3	Surround 3	MM4	Dropped pipe on aircraft cable
Saffire 4	Surround 4	MM4	Allthread with doughy
Saffire 5	Surround 7	MM4	Allthread with doughy
Saffire 6	Surround 8	MM4	Allthread with doughy
Saffire 7	Surround 11	MM4	Allthread with doughy
Saffire 8	Surround 12	MM4	Dropped pipe on aircraft cable
Saffire 9	Surround 13	MM4	Dropped pipe on aircraft cable
Saffire 10	Surround 14	MM4	Dropped pipe on aircraft cable
OctoPre A 1	Surround 5	UP4	Allthread with doughy
OctoPre A 2	Surround 6	UP4	Allthread with doughy
OctoPre A 3	Surround 9	UP4	Allthread with doughy
OctoPre A 4	Surround 10	UP4	Allthread with doughy
OctoPre A 5	Crib Special	MM4	Sitting on shelf
OctoPre A 6	TV Special	UPM-1P	Sitting on floor, horn down
OctoPre A 7	WX #1	Shure PSM 300 to JBL Clip 2	n/a
OctoPre A 8	WX #2	Shure PSM 300 to JBL Clip 3	n/a
OctoPre B 1	Section Main L	UPJr (x4)	Doughty on pipe
OctoPre B 2	Section Main R	UPJr (x4)	Doughty on pipe
OctoPre B 3	Subwoofer	M1D Sub	Doughty on pipe
OctoPre B 4	NE Corner	MJF-212A	Floor
OctoPre B 5	SE Corner	MJF-212A	Floor
OctoPre B 6	SW Corner	UM-1P	Floor
OctoPre B 7	NW Corner	UM-1P	Floor
OctoPre B 8	N/S Wall	Ramsa WS-A80 (x2)	Floor

Pull List			
Category	Item	QTY	Description
Computer	Mac Mini 2018	1	QLab
Networking	KVM Send/Recieve Unit	1	Tech Table for QLab Control
Interface	Focusrite Liquid Saffire 56	1	QLab Interface A
Interface	Focusrite OctoPre	2	QLab Interfaces B&C
Microphone	Switchable Mic	1	God Mic (no preference)
IEM	Shure PSM 300	2	Signal to Wireless
Speaker	JBL Clip	2	Wireless speakers
Speaker	Meyer UP4	4	Surrounds 5, 6 9, 10
Speaker	Meyer MM4	11	Remaining Surrounds & Crib Special
Speaker	Meyer UPM	1	TV Special
Speaker	Meyer UPJunior	8	Section Mains (Stereo Pairs)
Speaker	Meyer UM-1P	2	NW/SW Corner Speakers
Speaker	Meyer MJF-212A	2	NE/SE Corners Speakers
Speaker	Ramsa WS-A80	2	Vom Speakers
Power	QSC Powerlight 1.8	1	Power for Vom Speakers
Power	Meyer MPS-488e	1	Power for MM4s
Power	Meyer MPS-488HPe	1	Power for MM4s & UP4s
Networking	Cisco Switch	2	Networking Switch
Power	Mini USB Chargers	2	For JBL Clip speakers
Interface	InstantSnake	3	Signal
Tech Table	Computer Monitor	2	Tech Table
Tech Table	Computer Monitor Arm	1	Tech Table
Rigging	10.5 ft AllThread	8	DS Surrounds
Rigging	10 ft Pipe	2	To drop behind skylines
Rigging	Aircraft Cable	4	For dropping pipe behind skylines
Rigging	6 ft Pipe	2	
Cable Pull List			
Length	Type	QTY	Description
25'	XLR	3	Extensions
50'	XLR	2	God Mix & Corner Spkr 1
75'	XLR	1	Subwoofer
50'	Speakon	1	S Wall Ramsa
100'	Speakon	1	N Wall Ramsa
5'	Firewire	1	Interface
125'	EN3	4	Surrounds & Crib Special
100'	EN3	6	Surrounds
25'	Edison to PowerCon	5	Powered Floor Speakers
?	Edison to PowerCon	?	Mains and Subwoofer (waiting on LX info)
5'	Edison to IEC	10	Power for Gear and Speakers
50'	CAT 5	1	InstaSnake A
100'	CAT 5	1	InstaSnake B
75'	CAT 5	1	InstaSnake C

5'	ADAT	2	Interfaces
50'	4 Channel XLR Snake	1	Signal to Mains for Sections 2 & 3
5'	1/4" M to XLR M	18	Booth Routing
5'	1/4" M to 1/4" M	3	Signal to IEM unit & Ramsa amp

Cable Schedule										
SOURCE				DESTINATION						
Source Model	Source Location	Source Label	Source Conn.	Length	Dest. Conn.	Dest. Label	Dest. Location	Dest. Model	Cable Purpose	Snake?
AUDIO SIGNAL										
God Mic (model unknown)	Tech Table	God Mic	XLR F	50'	XLR M	Saffire in 1	Booth	Focusrite Saffire Liquid 56	God mic	
Focusrite Saffire Liquid 56	Booth	Saffire Out 1	1/4 TRS	5'	XLR M	MPS #1 In 1	Booth	Meyer MPS-488e	Interface to MM4 amp	
Focusrite Saffire Liquid 56	Booth	Saffire Out 2	1/4 TRS	5'	XLR M	MPS #1 In 2	Booth	Meyer MPS-488e	Interface to MM4 amp	
Focusrite Saffire Liquid 56	Booth	Saffire Out 3	1/4 TRS	5'	XLR M	MPS #1 In 3	Booth	Meyer MPS-488e	Interface to MM4 amp	
Focusrite Saffire Liquid 56	Booth	Saffire Out 4	1/4 TRS	5'	XLR M	MPS #1 In 4	Booth	Meyer MPS-488e	Interface to MM4 amp	
Focusrite Saffire Liquid 56	Booth	Saffire Out 5	1/4 TRS	5'	XLR M	MPS #1 In 5	Booth	Meyer MPS-488e	Interface to MM4 amp	
Focusrite Saffire Liquid 56	Booth	Saffire Out 6	1/4 TRS	5'	XLR M	MPS #1 In 6	Booth	Meyer MPS-488e	Interface to MM4 amp	
Focusrite Saffire Liquid 56	Booth	Saffire Out 7	1/4 TRS	5'	XLR M	MPS #1 In 7	Booth	Meyer MPS-488e	Interface to MM4 amp	
Focusrite Saffire Liquid 56	Booth	Saffire Out 8	1/4 TRS	5'	XLR M	MPS #1 In 8	Booth	Meyer MPS-488e	Interface to MM4 amp	
Focusrite Saffire Liquid 56	Booth	Saffire Out 9	1/4 TRS	5'	XLR M	MPS #2 In 1	Booth	Meyer MPS-488HPe	Interface to MM4 amp	
Focusrite Saffire Liquid 56	Booth	Saffire Out 10	1/4 TRS	5'	XLR M	MPS #2 In 2	Booth	Meyer MPS-488HPe	Interface to MM4 amp	
Focusrite OctoPre MkII #1	Booth	OctoPre 1 Out 1	1/4 TRS	5'	XLR M	MPS #2 In 3	Booth	Meyer MPS-488HPe	Interface to amp for surround 5	
Focusrite OctoPre MkII #1	Booth	OctoPre 1 Out 2	1/4 TRS	5'	XLR M	MPS #2 In 4	Booth	Meyer MPS-488HPe	Interface to amp for surround 6	
Focusrite OctoPre MkII #1	Booth	OctoPre 1 Out 3	1/4 TRS	5'	XLR M	MPS #2 In 5	Booth	Meyer MPS-488HPe	Interface to amp for surround 9	
Focusrite OctoPre MkII #1	Booth	OctoPre 1 Out 4	1/4 TRS	5'	XLR M	MPS #2 In 6	Booth	Meyer MPS-488HPe	Interface to amp for surround 10	
Focusrite OctoPre MkII #1	Booth	OctoPre 1 Out 5	1/4 TRS	5'	XLR M	MPS #2 In 7	Booth	Meyer MPS-488HPe	Interface to MM4 amp	
Focusrite OctoPre MkII #1	Booth	OctoPre 1 Out 6	1/4 TRS	SN	XLR M	TV Special	W Wall Flr	Meyer UPM-1P	Interface to TV Special	InstantSnake A (50') Ch 1
Focusrite OctoPre MkII #1	Booth	OctoPre 1 Out 7	1/4 TRS	5'	1/4 TRS	Shure PSM 1	Booth	Shure PSM 300 #1	Interface to IEM 1 for WX speaker	
Focusrite OctoPre MkII #1	Booth	OctoPre 1 Out 8	1/4 TRS	5'	1/4 TRS	Shure PSM 2	Booth	Shure PSM 300 #2	Interface to IEM 1 for WX speaker	
Focusrite OctoPre MkII #2	Booth	OctoPre 2 Out 1	1/4 TRS	5'	XLR M	616 In A	Booth	Galileo 616	Interface to processor	
Focusrite OctoPre MkII #2	Booth	OctoPre 2 Out 2	1/4 TRS	5'	XLR M	616 In B	Booth	Galileo 616	Interface to processor	
Focusrite OctoPre MkII #2	Booth	OctoPre 2 Out 3	1/4 TRS	5'	XLR M	616 In C	Booth	Galileo 616	Interface to processor	
Focusrite OctoPre MkII #2	Booth	OctoPre 2 Out 4	1/4 TRS	50'	XLR M	Corner Spkr 1	NE Corner floor	Meyer MJF-212A	Interface to corner floor spkr 1	InstaSnake B (100') Ch 1
Focusrite OctoPre MkII #2	Booth	OctoPre 2 Out 5	1/4 TRS	SN	XLR M	Corner Spkr 2	SE Corner floor	Meyer MJF-212A	Interface to corner floor spkr 2	InstaSnake B (100') Ch 2
Focusrite OctoPre MkII #2	Booth	OctoPre 2 Out 6	1/4 TRS	25'	XLR M	Corner Spkr 3	SW Corner Floor	Meyer UM-1P	Interface to corner floor spkr 3	
Focusrite OctoPre MkII #2	Booth	OctoPre 2 Out 7	1/4 TRS	SN	XLR M	Corner Spkr 4	NW Corner Floor	Meyer UM-1P	Interface to corner floor spkr 4	InstaSnake A (50') Ch 2
Focusrite OctoPre MkII #2	Booth	OctoPre 2 Out 8	1/4 TRS	5'	1/4 TRS	QSC Pwrlight	Booth	QSC Powerlight 1.8	Interface to amp	
QSC Powerlight 1.8	Booth	QSC Pwrlight Out 1	NL2	100'	NL2	N Wall Floor	N Wall Floor	Ramsa WS A80	Amp to N wall Ramsa	
QSC Powerlight 1.9	Booth	QSC Pwrlight Out 1	NL2	50'	NL2	S Wall Floor	S Wall Floor	Ramsa WS A80	Amp to S wall Ramsa	
Meyer MPS-488e	Booth	MPS #1 Out 1	EN3 F	125'	EN3 M	Surround 1	Sec 1	Meyer MM4	Rear surrounds	
Meyer MPS-488e	Booth	MPS #1 Out 2	EN3 F	125'	EN3 M	Surround 2	Sec 1	Meyer MM4	Rear surrounds	
Meyer MPS-488e	Booth	MPS #1 Out 3	EN3 F	125'	EN3 M	Surround 3	Sec 1	Meyer MM4	Rear surrounds	
Meyer MPS-488e	Booth	MPS #1 Out 4	EN3 F	100'	EN3 M	Surround 4	Sec 2	Meyer MM4	Rear surrounds	
Meyer MPS-488e	Booth	MPS #1 Out 5	EN3 F	100'	EN3 M	Surround 7	Sec 2	Meyer MM4	Rear surrounds	
Meyer MPS-488e	Booth	MPS #1 Out 6	EN3 F	75'	EN3 M	Surround 8	Sec 3	Meyer MM4	Rear surrounds	
Meyer MPS-488e	Booth	MPS #1 Out 7	EN3 F	75'	EN3 M	Surround 11	Sec 3	Meyer MM4	Rear surrounds	
Meyer MPS-488e	Booth	MPS #1 Out 8	EN3 F	75'	EN3 M	Surround 12	Sec 4	Meyer MM4	Rear surrounds	
Meyer MPS-488HPe	Booth	MPS #2 Out 1	EN3 F	100'	EN3 M	Surround 13	Sec 4	Meyer MM4	Rear surrounds	
Meyer MPS-488HPe	Booth	MPS #2 Out 2	EN3 F	100'	EN3 M	Surround 14	Sec 4	Meyer MM4	Rear surrounds	
Meyer MPS-488HPe	Booth	MPS #2 Out 3	EN3 F	100'	EN3 M	Surround 5	Sec 2	Meyer UP4	Rear surrounds	
Meyer MPS-488HPe	Booth	MPS #2 Out 4	EN3 F	100'	EN3 M	Surround 6	Sec 2	Meyer UP4	Rear surrounds	
Meyer MPS-488HPe	Booth	MPS #2 Out 5	EN3 F	75'	EN3 M	Surround 9	Sec 3	Meyer UP4	Rear surrounds	
Meyer MPS-488HPe	Booth	MPS #2 Out 6	EN3 F	75'	EN3 M	Surround 10	Sec 3	Meyer UP4	Rear surrounds	
Meyer MPS-488HPe	Booth	MPS #2 Out 7	EN3 F	125'	EN3 M	Crib Special	E Wall Shelf	Meyer UP4	Crib Special	
Galileo 616	Booth	616 Out 1	XLR F	SN	XLR M	Sec A Main L	Grid	Meyer UPJunior	Processor signal to main	InstaSnake C (75') Ch 1
Galileo 616	Booth	616 Out 2	XLR F	SN	XLR M	Sec A Main R	Grid	Meyer UPJunior	Processor signal to main	InstaSnake C (75') Ch 2
Galileo 616	Booth	616 Out 3	XLR F	25'	XLR M	Sec B Main L	Grid	Meyer UPJunior	Processor signal to main	XLR A - 50'

Cable Schedule										
SOURCE				DESTINATION						
Source Model	Source Location	Source Label	Source Conn.	Length	Dest. Conn.	Dest. Label	Dest. Location	Dest. Model	Cable Purpose	Snake?
Galileo 616	Booth	616 Out 4	XLR F	25'	XLR M	Sec B Main R	Grid	Meyer UPJunior	Processor signal to main	XLR A - 50'
Galileo 616	Booth	616 Out 5	XLR F	SN	XLR M	Sec C Main L	Grid	Meyer UPJunior	Processor signal to main	XLR A - 50'
Galileo 616	Booth	616 Out 6	XLR F	SN	XLR M	Sec C Main R	Grid	Meyer UPJunior	Processor signal to main	XLR A - 50'
Galileo 616	Booth	616 Out 7	XLR F	SN	XLR M	Sec D Main L	Grid	Meyer UPJunior	Processor signal to main	InstaSnake C (75') Ch 3
Galileo 616	Booth	616 Out 8	XLR F	SN	XLR M	Sec D Main R	Grid	Meyer UPJunior	Processor signal to main	InstaSnake C (75') Ch 4
Galileo 616	Booth	616 Out 9	XLR F	75'	XLR M	Sub	Grid	Mayer MID Sub	Processor signal to sub	
POWER										
			Edison	5'	IEC	Saffire	Booth	Focusrite Saffire Liquid 56	Power for interface A	
			Edison	5'	IEC	OctoPre 1	Booth	Focusrite OctoPre MkII #1	Power for interface B	
			Edison	5'	IEC	OctoPre 2	Booth	Focusrite OctoPre MkII #2	Power for interface C	
			Edison	5'	IEC	MPS 1	Booth	Meyer MPS 488-HP #1	Power for MM4 Amp 1	
			Edison	5'	IEC	MPS 2	Booth	Meyer MPS 488-HP #2	Power for MM4 Amp 2	
			Edison	5'	IEC	Galileo	Booth	Galileo 616	Power for Galileo Processor	
			Edison	5'	IEC	QSC Amp	Booth	QSC Powerlight 1.8	Power to Ramsa amp	
			Edison	5'	IEC	Shure PSM 1	Booth	Shure PSM 300 #1	Power to IEM 1	
			Edison	5'	IEC	Shure PSM 2	Booth	Shure PSM 300 #2	Power to IEM 2	
			Edison	75'	PowerCon	Sec 1 Main L	Grid	Meyer UPJunior	Power to Sect 1 Main L	
			Edison	75'	PowerCon	Sec 1 Main R	Grid	Meyer UPJunior	Power to Sect 1 Main R	
			Edison	60'	PowerCon	Sec 2 Main L	Grid	Meyer UPJunior	Power to Sect 2 Main L	
			Edison	60'	PowerCon	Sec 2 Main R	Grid	Meyer UPJunior	Power to Sect 2 Main R	
			Edison	50'	PowerCon	Sec 3 Main L	Grid	Meyer UPJunior	Power to Sect 3 Main L	
			Edison	50'	PowerCon	Sec 3 Main R	Grid	Meyer UPJunior	Power to Sect 3 Main R	
			Edison	60'	PowerCon	Sec 4 Main L	Grid	Meyer UPJunior	Power to Sect 4 Main L	
			Edison	60'	PowerCon	Sec 4 Main R	Grid	Meyer UPJunior	Power to Sect 4 Main R	
			Edison	60'	PowerCon	Sub	Grid	Mayer MID Sub	Power to Subwoofer	
	Wall		Edison	15'	PowerCon	TV Special	W Wall Flr	Meyer UPM-1P	Power to TV Special	
	Wall		Edison	15'	PowerCon	Corner Spkr 1	NE Corner floor	Meyer MJF-212A	Power to NE Corner	
	Wall		Edison	15'	PowerCon	Corner Spkr 2	SE Corner floor	Meyer MJF-212A	Power to SE Corner	
	Wall		Edison	15'	PowerCon	Corner Spkr 3	SW Corner Floor	Meyer UM-1P	Power to SW Corner	
	Wall		Edison	15'	PowerCon	Corner Spkr 4	NW Corner Floor	Meyer UM-1P	Power to NW Corner	
DATA/NETWORKING										
Mac Mini	Booth	Show Mac	Firewire 800	5	Firewire 400	QLab Interface A	Booth	Focusrite Saffire Liquid 86	Outputs 1-10	
Focusrite Saffire Liquid 86	Booth	QLab Interface A	ADAT	5	ADAT	QLab Interface B	Booth	Focusrite OctoPre MkII	Outputs 11-19	
Focusrite Saffire Liquid 87	Booth	QLab Interface A	ADAT	5	ADAT	QLab Interface 6	Booth	Focusrite OctoPre MkII	Outputs 20-28	

SPEAKER MAGIC SHEET

All numbering goes from left to right if viewing ground plans with "US" area at top

Section "Mains"		Surrounds (Hung)		SFX	
Location	Model	Location	Model	Location	Model
Section 1 "L"	UPJunior	Surround 1 (1A)	MM-4	TV Special (W Wall)	UPM
Section 1 "R"	UPJunior	Surround 2 (1B)	MM-4	Crib Special	MM4
Section 2 "L"	UPJunior	Surround 3 (1C)	MM-4	Wireless 1	JBL Clip
Section 2 "R"	UPJunior	Surround 4 (2A)	MM-4	Wireless 2	JBL Clip 2
Section 3 "L"	UPJunior	Surround 5 (2B)	UP4		
Section 3 "R"	UPJunior	Surround 6 (2C)	UP4		
Section 4 "L"	UPJunior	Surround 7 (2D)	MM-4		
Section 4 "R"	UPJunior	Surround 8 (3A)	MM-4	Surrounds (Floor)	
		Surround 9 (3B)	UP4	NE Corner	MJF-212A
Sub	M1D-Sub	Surround 10 (3C)	UP4	SE Corner	MJF-212A
		Surround 11 (3D)	MM-4	SW Corner	UM-1P
		Surround 12 (4A)	MM-4	NW Corner	UM-1P
		Surround 13 (4B)	MM-4	N Wall	Ramsa WS-A80
		Surround 14 (4C)	MM-4	S Wall	Ramsa WS-A80